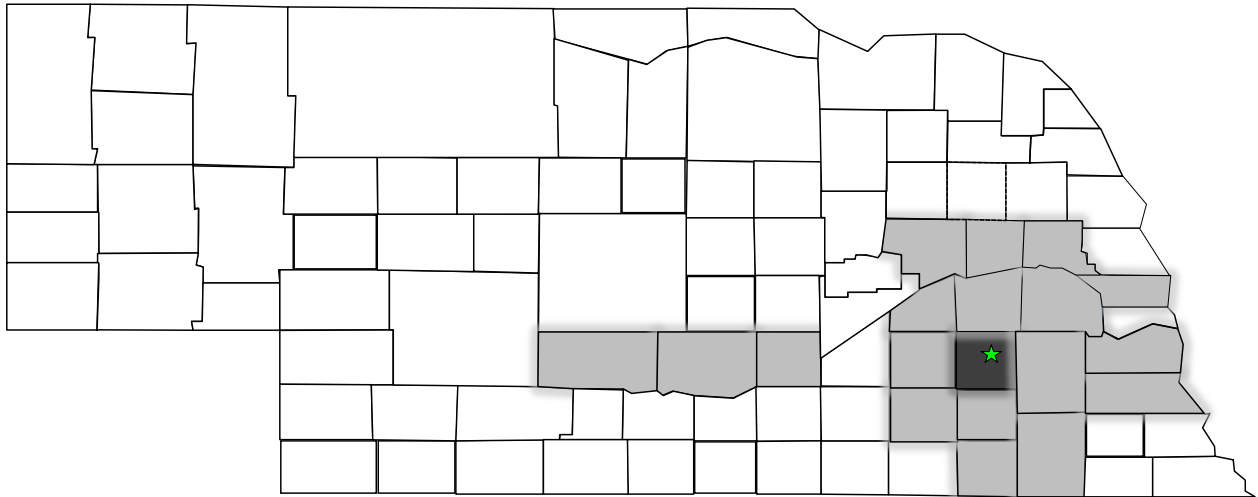


**2014 Commuting Patterns  
Workers at Three, Large City of Seward, Nebraska Employers**



**August 2014**

**Prepared by:**

**Kenneth M. Lemke, Ph.D.**

**Economist**

**Nebraska Public Power District**

**1414 15<sup>th</sup> Street - P.O. Box 499**

**Columbus, Nebraska 68602-0499**

**(800) 282-6773, Ext. 5535**

**E-Mail: [klemke@nppd.com](mailto:klemke@nppd.com)**

**Web Site: [econdev.nppd.com](http://econdev.nppd.com)**

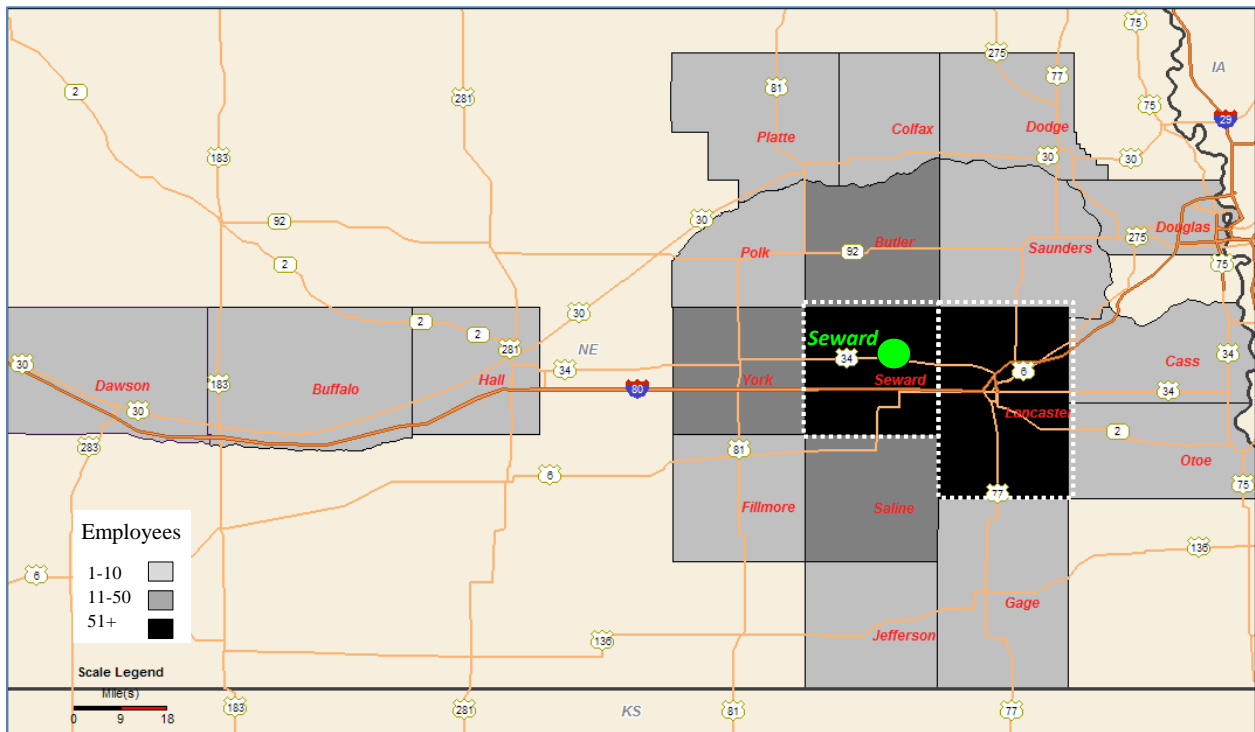
## 2014 Commuting Patterns

### Workers at Three, Large City of Seward, Nebraska Employers

This study provides information on the 2014 Nebraska residence counties and communities (places) for 1,269 workers at three, large City of Seward employers. Concordia University, Hughes Brothers, Inc., and Tenneco Automotive-Walker, provided the mailing zip codes for each of their employees as of July 2014. In addition to the 1,269 employees with residences in Nebraska, there were 9 employees with residences outside Nebraska.

As shown in Figure One and Tables One and Two, the 1,269 workers have residences in 19 Nebraska counties. Seward County is the residence of 742, 58.5 percent, of the 1,269 workers. Other counties with large numbers of workers commuting to the City of Seward to work at the three employer sites include Lancaster, 290 or 22.9 percent; Butler, 98 or 7.7 percent; and Saline, 72 or 5.7 percent.

**Figure One**  
**Workers by Residence Counties for 3 Large Seward Employers, 2014**



Source: Information compiled by Kenneth M. Lemke, Economist, Nebraska Public Power District, using data provided by Seward County Economic Development Corporation.

**Table One**  
**Number of Workers by Residence Counties for 3 Large Seward Employers, 2014**

County	Workers	County	Workers
<b>Seward</b>	<b>742</b>	Hall	1
Buffalo	1	Jefferson	2
Butler	98	Lancaster	290
Cass	2	Otoe	2
Colfax	1	Platte	2
Dawson	1	Polk	1
Dodge	1	Saline	72
Douglas	5	Saunders	9
Fillmore	4	York	33
Gage	2	<b>Total</b>	<b>1,269</b>

Source: Information compiled by Kenneth M. Lemke, Economist, Nebraska Public Power District, using data provided by Seward County Economic Development Corporation.

Table Two provides information on the 2013 population of the 19 Nebraska counties where workers at the three Seward employers reside. The 2013 total estimated population of the 19 counties is 1,202,692 people. Douglas County with 537,256 people and Lancaster County with 297,036 people accounted for 44.7 and 24.7 percent respectively of the total population of the 19 counties. With a population of 17,089, Seward County accounted for 1.4 percent of the total population.

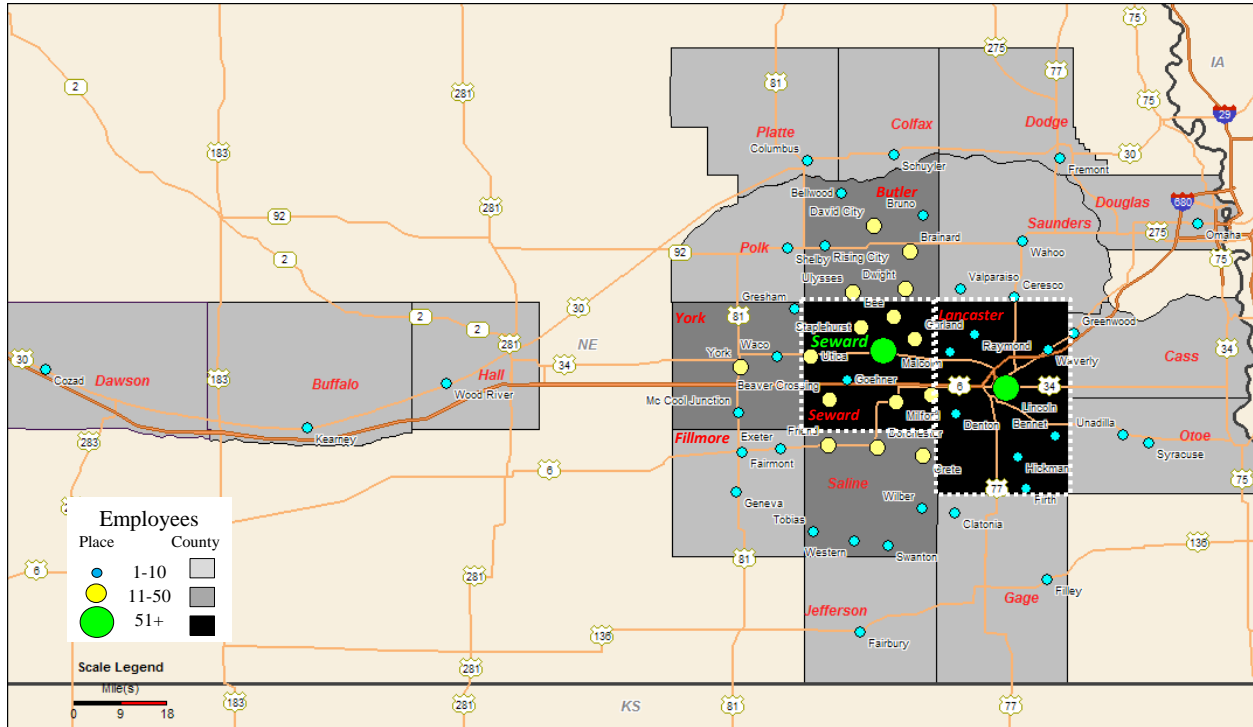
**Table Two**  
**2013 Population of Residence Counties for Workers at 3 Large Seward Employers**

County	Population	County	Population
<b>Seward</b>	<b>17,089</b>	Hall	60,720
Buffalo	47,893	Jefferson	7,560
Butler	8,312	Lancaster	297,036
Cass	25,357	Otoe	15,752
Colfax	10,425	Platte	32,505
Dawson	24,207	Polk	5,275
Dodge	36,515	Saline	14,416
Douglas	537,256	Saunders	20,929
Fillmore	5,698	York	13,883
Gage	21,864	<b>Total</b>	<b>1,202,692</b>

Source: Information compiled by Kenneth M. Lemke, Economist, Nebraska Public Power District, using data provided by Seward County Economic Development Corporation and U.S. Census Population Estimates, V2013, [www.census.gov/popest/data/counties/totals/2013/index.html](http://www.census.gov/popest/data/counties/totals/2013/index.html).

As shown in Figure Two and Tables Three and Four, the 1,269 workers have residences in 58 Nebraska places. The City of Seward is the residence of 538, 42.4 percent, of the 1,269 workers. Other places with large numbers of workers commuting to the City of Seward to work at the three employers' sites include Lincoln, 274 or 21.6 percent; Milford, 47 or 3.7 percent; Staplehurst, 33 or 2.6 percent; Dwight, 32 or 2.5 percent; and Utica, 31 or 2.4 percent.

**Figure Two**  
**Workers by Residence Places and Counties for 3 Large Seward Employers, 2014**



Source: Information compiled by Kenneth M. Lemke, Economist, Nebraska Public Power District, using data provided by Seward County Economic Development Corporation.

**Table Three**  
**Number of Workers by Residence Places for 3 Large Seward Employers, 2014**

Place	Total	Place	Total	Place	Total
<b>Seward</b>	<b>538</b>	Filley	1	Schuyler	1
Beaver Crossing	28	Firth	1	Shelby	1
Bee	21	Fremont	1	Staplehurst	33
Bellwood	1	Friend	15	Swanton	2
Bennet	1	Garland	17	Syracuse	1
Brainard	13	Geneva	1	Tobias	1
Bruno	1	Goehner	5	Ulysses	27
Ceresco	2	Greenwood	2	Unadilla	1
Clatonia	1	Gresham	8	Utica	31
Columbus	2	Hickman	1	Valparaiso	6
Cozad	1	Kearney	1	Waco	8
Crete	23	Lincoln	274	Wahoo	1
David City	20	Malcolm	6	Waverly	1
Denton	3	Martell	1	Western	3
Dorchester	21	McCool Junction	2	Wilber	7
Dwight	32	Milford	47	Wood River	1
Elkhorn	1	Omaha	4	York	15
Exeter	2	Pleasant Dale	22	<b>Total</b>	<b>1,269</b>
Fairbury	2	Raymond	2		
Fairmont	1	Rising City	4		

Source: Information compiled by Kenneth M. Lemke, Economist, Nebraska Public Power District, using data provided by Seward County Economic Development Corporation.

Table Four provides information on the 2013 population of the 56 incorporated places included in the the 58 total places<sup>1</sup> providing workers to the three City of Seward employers. The 2013 total estimated population of the 56 incorporated places is 856,219 people. Omaha with 434,353 people and Lincoln with 268,738 people accounted for 50.7 and 31.4 percent respectively of the total population of the 56 incorporated places. With a population of 7,120, City of Seward accounted for 0.8 percent of the total population.

**Table Four**  
**2013 Population of Residence Places for Workers at 3 Large Seward Employers**

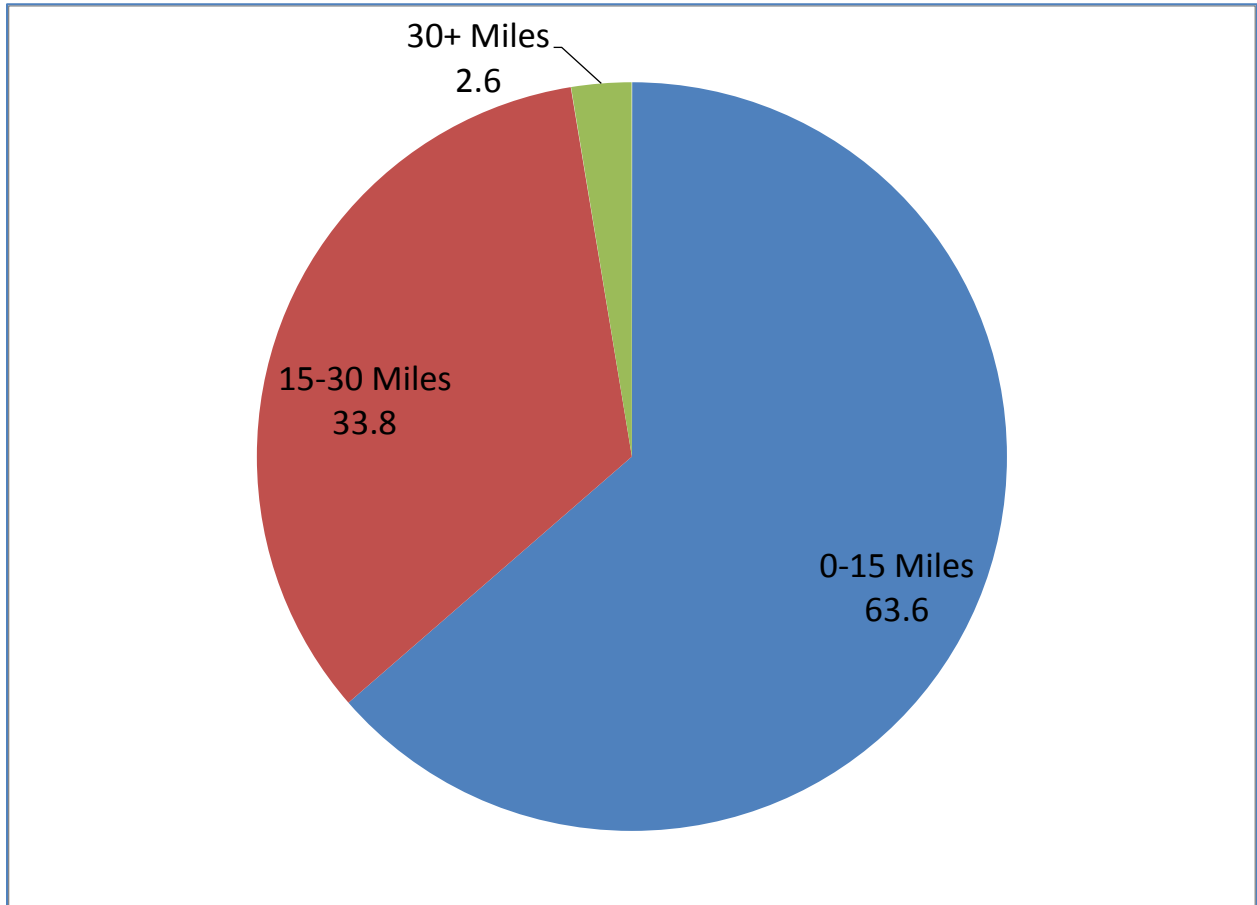
Place	Pop	Place	Pop	Place	Pop
<b>Seward</b>	<b>7,120</b>	Filley	130	Schuyler	6,143
Beaver Crossing	401	Firth	579	Shelby	698
Bee	190	Fremont	26,340	Staplehurst	242
Bellwood	424	Friend	1,023	Swanton	95
Bennet	814	Garland	211	Syracuse	1,949
Brainard	327	Geneva	2,152	Tobias	107
Bruno	98	Goehner	155	Ulysses	165
Ceresco	907	Greenwood	566	Unadilla	314
Clatonia	222	Gresham	224	Utica	857
Columbus	22,533	Hickman	1,840	Valparaiso	562
Cozad	3,934	Kearney	32,174	Waco	241
Crete	7,135	Lincoln	268,738	Wahoo	4,512
David City	2,900	Malcolm	395	Waverly	3,634
Denton	194	Martell	0	Western	237
Dorchester	585	McCool Junction	413	Wilber	1,871
Dwight	202	Milford	2,191	Wood River	1,361
Elkhorn	0	Omaha	434,353	York	7,961
Exeter	570	Pleasant Dale	212	<b>Total</b>	<b>856,219</b>
Fairbury	3,927	Raymond	180		
Fairmont	540	Rising City	371		

Source: Information compiled by Kenneth M. Lemke, Economist, Nebraska Public Power District, using data provided by Seward County Economic Development Corporation and U.S. Census Population Estimates, V2013, <http://www.census.gov/popest/data/cities/totals/2013/index.html>.

<sup>1</sup> Elkhorn is part of the City of Omaha and Martell is an unincorporated place.

As shown in Figure Three, 63.6 percent of the workers live within a 15-mile radius of the City of Seward and 97.4 percent live within a 30-mile radius. The longest commute, approximately 150 miles, was from Cozad in Dawson County.

**Figure Three**  
**Distribution of Workers' Residences for 3 Large Seward Employers**  
**By Straight Line Distance to the City of Seward**



Source: Information compiled by Kenneth M. Lemke, Economist, Nebraska Public Power District, using data provided by Seward County Economic Development Corporation.

The information contained in this study shows that large employers in the City of Seward are able to attract workers from a large geographic area with a population base of more than one-million people. Most workers live within 30 miles of the City of Seward or within roughly 45 minutes travel time. However, a small number of workers travel much further than 30 miles to work in the City of Seward.

Questions concerning this report and the supporting data should be addressed to:

Kenneth M. Lemke, Ph.D.  
Economist  
Nebraska Public Power District  
P.O. Box 499  
Columbus, Nebraska 68602-0499  
(402) 563-5535 or (800) 282-6773, Ext. 5535  
E-Mail: [klemke@nppd.com](mailto:klemke@nppd.com)