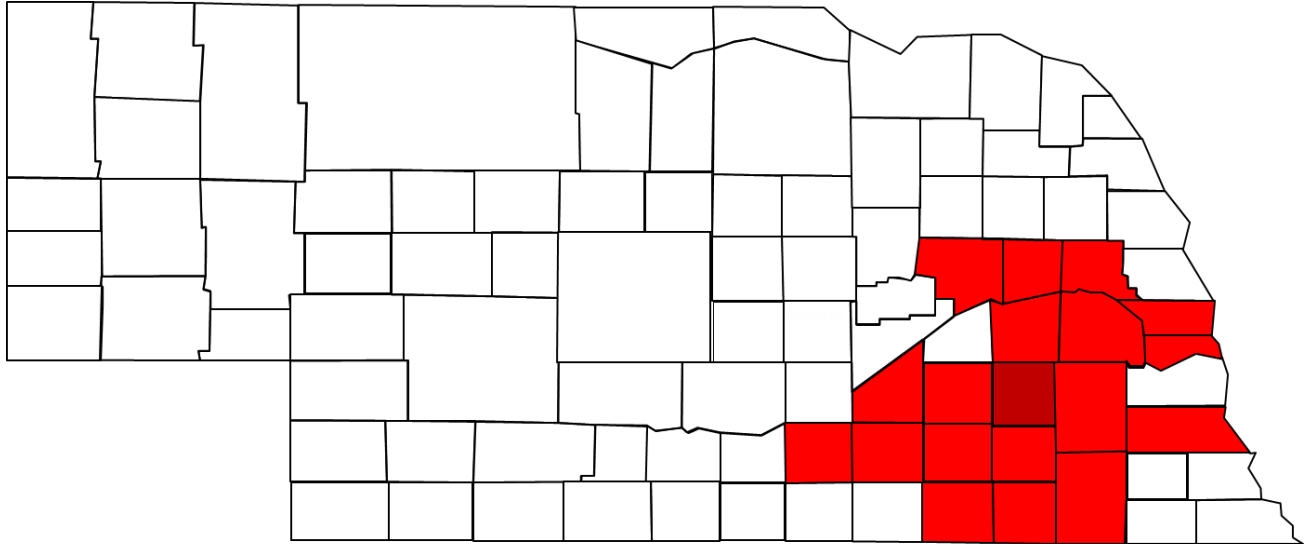


**2019 Commuting Patterns
Workers at Three Large Seward, Nebraska Employers**



May 2019

Prepared by:

Brian R. Williams, Ph.D.

Economist

Nebraska Public Power District

1414 15th Street - P.O. Box 499

Columbus, Nebraska 68602-0499

(877) 275-6773, Ext. 5480

E-Mail: brwilli@nppd.com

Web Site: sites.nppd.com

**2019 Commuting Patterns
Workers at Three Large Seward, Nebraska Employers**

This study provides information on the 2019 Nebraska residence counties and communities (places) for 1,229 workers at three large Seward employers. Concordia University, Hughes Brothers, Inc., and Tenneco Automotive-Walker provided the mailing zip codes for each of their employees as of May 2019. In addition to the 1,229 employees with residences in Nebraska, there were several employees with residences outside Nebraska.

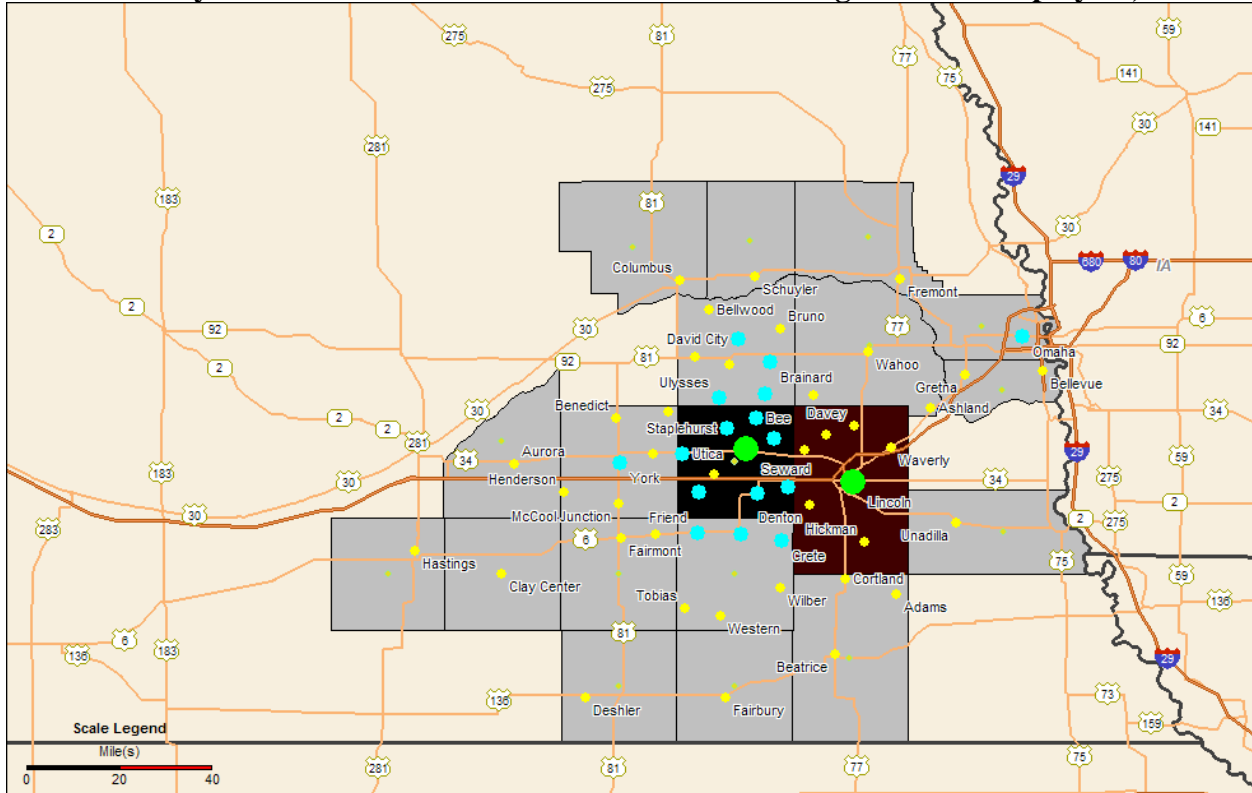
As shown in Figure One and Tables One and Two, the 1,229 workers have residences in 20 Nebraska counties. Seward County is the residence of 681, 55.4 percent, of the 1,229 workers. Other counties with large numbers of workers commuting to the City of Seward to work at the three employer sites include Lancaster, 287 or 23.4 percent; Butler, 86 or 7.0 percent; and Saline, 80 or 6.5 percent.

**Table 1
Number of Workers by Residence Counties for 3 Large
Seward, Nebraska Employers, 2019**

County	Workers	Percent of Total	County	Workers	Percent of Total
Adams	2	0.2%	Lancaster	287	23.4%
Butler	86	7.0%	Lincoln	1	0.1%
Clay	1	0.1%	Otoe	1	0.1%
Colfax	1	0.1%	Platte	3	0.2%
Dodge	1	0.1%	Saline	80	6.5%
Douglas	20	1.6%	Sarpy	4	0.3%
Fillmore	3	0.2%	Saunders	7	0.6%
Gage	3	0.2%	Seward	681	55.4%
Hamilton	1	0.1%	Thayer	1	0.1%
Jefferson	5	0.4%	York	41	3.3%
Total				1,229	

Source: Information compiled by Brian R. Williams, Economist, Nebraska Public Power District, using data provided by Seward County Economic Development Corporation.

Figure 1.
Workers by Residence Places and Counties for Three Large Seward Employers, 2019



Source: Information compiled by Brian R. Williams, Economist, Nebraska Public Power District, using data provided by Seward County Economic Development Corporation.

Table Two provides information on the 2017 population of the 20 Nebraska counties where workers at the three Seward employers reside. The 2017 total estimated population of the 20 counties is 1,350,205 people. Douglas County with 561,620 people and Lancaster County with 314,358 people accounted for 41.6 and 23.3 percent respectively of the total population of the 20 counties. With a population of 17,161, Seward County accounted for 1.3 percent of the total population.

Table 2. Population of Residence Counties for Three Large Seward Employers, 2017

County	Population	County	Population
Adams	31,678	Lancaster	314,358
Butler	8,053	Lincoln	35,280
Clay	6,205	Otoe	16,027
Colfax	10,585	Platte	33,175
Dodge	36,707	Saline	14,441
Douglas	561,620	Sarpy	181,439
Fillmore	5,582	Saunders	21,057
Gage	21,601	Seward	17,161
Hamilton	9,207	Thayer	5,045
Jefferson	7,178	York	13,806
		Total	1,350,205

Source: Information compiled by Brian R. Williams, Economist, Nebraska Public Power District, using data provided by Seward County Economic Development Corporation and U.S. Census Population Estimates, V2017, www.census.gov/popest/data/counties/totals/2017/index.html.

As shown in Tables Three and Four, the 1,229 workers have residences in 58 Nebraska places. The City of Seward is the residence of 484, 39.4 percent, of the 1,229 workers. Other places with large numbers of workers commuting to the City of Seward to work at the three employers' sites include Lincoln, 273 or 22.2 percent; Milford, 50 or 4.1 percent; Utica, 35 or 2.8 percent; Crete, 33 or 2.7 percent, Staplehurst, 30 or 2.4 percent; and Dwight, 28 or 2.3 percent.

Table 3. Number of Workers by Residence Places for Three Large Seward Employers, 2019

Place	Workers	Place	Workers	Place	Workers
Adams	1	Dorchester	23	Omaha	15
Ashland	1	Dwight	28	Pleasant Dale	16
Aurora	1	Elkhorn	5	Raymond	2
Beatrice	1	Exeter	1	Rising City	3
Beaver Crossing	21	Fairbury	5	Schuyler	1
Bee	22	Fairmont	2	Seward	484
Bellevue	1	Fremont	1	Staplehurst	30
Bellwood	4	Friend	11	Tobias	1
Benedict	1	Garrison	1	Ulysses	18
Brady	1	Garland	17	Unadilla	1
Brainard	11	Goehner	6	Utica	35
Bruno	1	Gresham	6	Valparaiso	3
Clay Center	1	Gretna	3	Waco	7
Columbus	3	Hastings	2	Wahoo	3
Cortland	1	Henderson	1	Waverly	1
Crete	33	Hickman	2	Western	3
Davey	2	Lincoln	273	Wilber	9
David City	20	Malcolm	3	York	24
Denton	4	McCool Junction	2	Total	1229
Deshler	1	Milford	50		

Source: Information compiled by Brian R. Williams, Economist, Nebraska Public Power District, using data provided by Seward County Economic Development Corporation.

Table Four provides information on the 2017 population of the 57 incorporated places plus Elkhorn included in the 58 total places providing workers to the three City of Seward employers. The 2017 total estimated population of the 57 incorporated places is 967,159 people. Omaha with 466,893 people and Lincoln with 284,736 people accounted for 48.3 and 29.4 percent respectively of the total population of the 57 incorporated places. With a population of 7,181, City of Seward accounted for 0.7 percent of the total population.

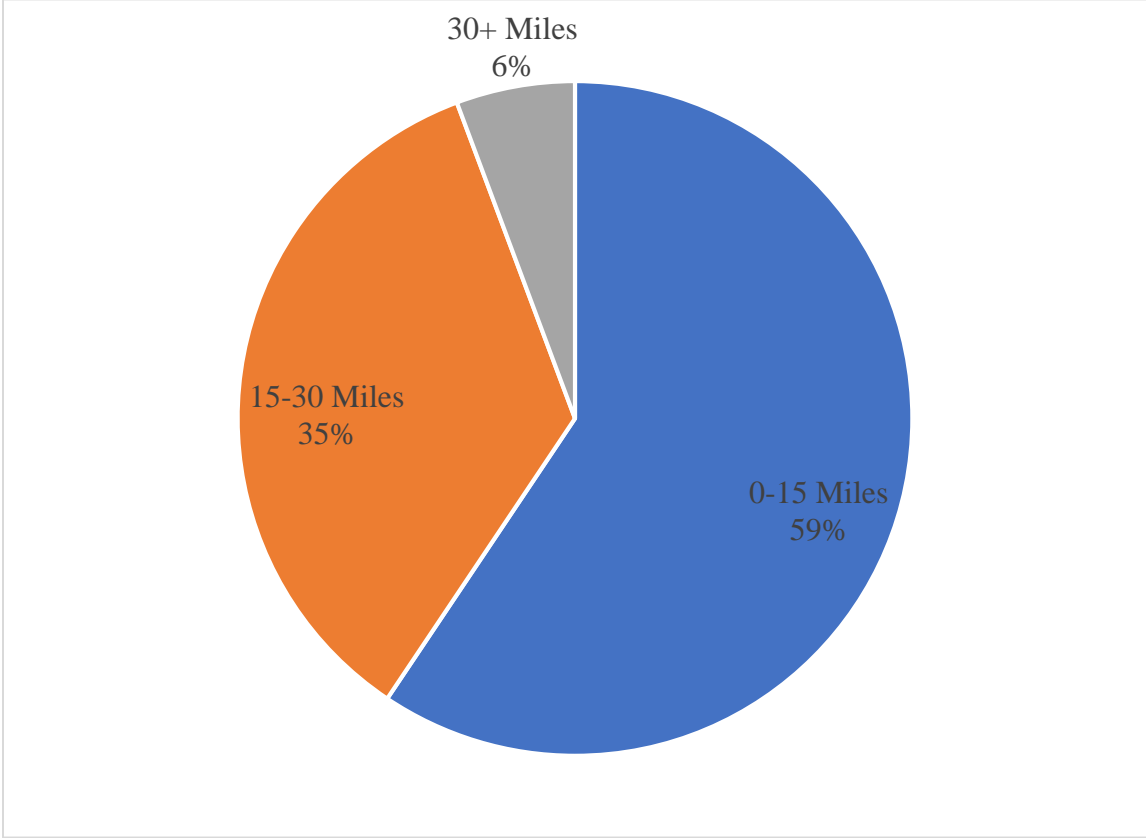
Table 4. Population of Residence Places for Three Large Seward Employers, 2017

Place	Workers	Place	Workers	Place	Workers
Adams	614	Dorchester	581	Omaha	466,893
Ashland	2,570	Dwight	195	Pleasant Dale	210
Aurora	4,488	Elkhorn	-	Raymond	183
Beatrice	12,295	Exeter	533	Rising City	356
Beaver Crossing	409	Fairbury	3,707	Schuyler	6,212
Bee	187	Fairmont	531	Seward	7,181
Bellevue	53,424	Fremont	26,457	Staplehurst	233
Bellwood	418	Friend	984	Tobias	106
Benedict	232	Garrison	52	Ulysses	160
Brady	417	Garland	216	Unadilla	321
Brainard	317	Goehner	155	Utica	836
Bruno	93	Gresham	217	Valparaiso	544
Clay Center	723	Gretna	5,062	Waco	240
Columbus	23,128	Hastings	24,989	Wahoo	4,471
Cortland	474	Henderson	989	Waverly	3,838
Crete	7,160	Hickman	2,221	Western	234
Davey	156	Lincoln	284,736	Wilber	1,878
David City	2,823	Malcolm	399	York	7,862
Denton	204	McCool Junction	426	Total	967,159
Deshler	739	Milford	2,080		

Source: Information compiled by Brian R. Williams, Economist, Nebraska Public Power District, using data provided by Seward County Economic Development Corporation and U.S. Census Population Estimates, V2017, www.census.gov/popest/data/counties/totals/2017/index.html.

As shown in Figure Two, 59.4 percent of the workers live within a 15-mile radius of the City of Seward and 94.3 percent live within a 30-mile radius. The longest commute, approximately 170 miles, was from Brady in Lincoln County.

Figure Three
Distribution of Workers' Residences for Three Large Seward Employers
By Straight Line Distance to the City of Seward



Source: Information compiled by Brian R. Williams, Economist, Nebraska Public Power District, using data provided by Seward County Economic Development Corporation.

The information contained in this study shows that large employers in the City of Seward are able to attract workers from a large geographic area with a population base of more than one-million people. Most workers live within 30 miles of the City of Seward or within roughly 45 minutes travel time. However, a small number of workers travel much further than 30 miles to work in the City of Seward.